













Understanding pictograms

Pictograms	Meaning																													
 <p>Commercial use</p>  <p>Domestic use</p>	<p>Commercial / Domestic use classification</p> <p>This symbol indicates suitability for use of the floor covering.</p> <table border="1" data-bbox="967 465 1214 797"> <thead> <tr> <th rowspan="2">Use class</th> <th>Use</th> </tr> <tr> <th>Domestic</th> </tr> </thead> <tbody> <tr> <td>21</td> <td>Moderate</td> </tr> <tr> <td>22</td> <td>General</td> </tr> <tr> <td>23</td> <td>Heavy</td> </tr> <tr> <td></td> <th>Commercial</th> </tr> <tr> <td>31</td> <td>Moderate</td> </tr> <tr> <td>32</td> <td>General</td> </tr> <tr> <td>33</td> <td>Heavy</td> </tr> </tbody> </table> <p>Correspondence between domestic and commercial use:</p> <table border="1" data-bbox="673 896 1227 985"> <tbody> <tr> <td>Domestic use</td> <td>21</td> <td>22</td> <td></td> <td>23</td> <td></td> </tr> <tr> <td>Commercial use</td> <td></td> <td></td> <td>31</td> <td>32</td> <td>33</td> </tr> </tbody> </table>	Use class	Use	Domestic	21	Moderate	22	General	23	Heavy		Commercial	31	Moderate	32	General	33	Heavy	Domestic use	21	22		23		Commercial use			31	32	33
Use class	Use																													
	Domestic																													
21	Moderate																													
22	General																													
23	Heavy																													
	Commercial																													
31	Moderate																													
32	General																													
33	Heavy																													
Domestic use	21	22		23																										
Commercial use			31	32	33																									
	<p>Luxury class</p> <p>This symbol indicates the comfort level of the floor covering. Variable from LC1 to LC5. The highest comfort class is LC5 with 5 crowns. A flat needlepunched carpet and a carpet without velour are always classified LC1.</p>																													
 <p>Good resistance for continuous use</p>  <p>Good resistance for occasional use</p>	<p>Office chair with casters test / Castor chair</p> <p>This symbol indicates the wear resistance of the floor covering by simulating the traffic of a office chair with casters.</p>																													
 <p>≤0,2%</p>	<p>Dimensional stability</p> <p>This symbol indicates that the floor covering is dimensionally stable.</p>																													

Understanding pictograms

Pictograms	Meaning
 <p>ISO6356 Standard</p>	<p>Electrical behaviour</p> <p>This means that the static electricity that appears when walking on the carpet is immediately dissipated.</p>
 <p>EN ISO354 Standard</p>	<p>Sound absorption against impact noises</p> <p>This symbol indicates the sound absorption coefficient at shocks (α_w) which is defined by the ratio between the absorbed noise and the incoming noise. This varies by sound frequency. The absorption coefficient is between 0 and 1: 0: the material does not absorb any noise, so the noise is totally reflected 1: all noise is absorbed by the material</p>
 <p>EN ISO 140-6 Standard EN1307 : 2014 annex D (related to luxury class)</p>	<p>Acoustic insulation against impact noise</p> <p>This symbol indicates the performance of a floor covering against shock noise. It is measured in dB</p>
 <p>EN13893 Standard</p>	<p>Slip resistance DS (Dry Slip resistance)</p> <p>This symbol indicates that the floor covering is slip resistant (coefficient of friction higher than 0.3).</p>
 <p>EN13893 Standard</p>	<p>Slip resistance behaviour NPD (No Performance Determined)</p> <p>This symbol indicates that it has not been tested.</p>
 <p>EN12524 Standard</p>	<p>Thermal resistance</p> <p>This symbol indicates whether the floor covering is suitable for use on a underfloor heating system.</p>